



Rail mounted terminals


SERIES KUT 35 - 95 Feed through terminals



KUT 35



KUT 50



KUT 95

TECHNICAL DETAILS

	KUT 35	KUT 50	KUT 95
Mouldings:	polyamide 6.6 grey	polyamide 6.6 grey	polyamide 6.6 grey
Terminal pitch:	17mm	20.5mm	25mm
height x width (mm):	58 x 51	75.5 x 71	90.5 x 83
Rated cross section:	35mm ²	50mm ²	95mm ²
Conductor size: flexible:	10mm ² - 35mm ²	16mm ² - 50mm ²	25mm ² - 95mm ²
solid:	10mm ² - 35mm ²	16mm ² - 70mm ²	25mm ² - 120mm ²
Wire stripping length:	17mm	24mm	33mm
Connection type:	2 screw clamp & 1 tapped hole for cross connection	2 screw clamp & 1 tapped hole for cross connection	2 screw clamp
Ratings IEC 60947-7-1:	1000v/125A/35mm ² /3 Nm	1000v/150A/50mm ² /8 Nm	1000v/232A/95mm ² /20 Nm
:	600v/140A/1-14AWG/38Lbln	600v/150A 2/0-6AWG/60Lbln	600v/230A 4/0-2AWG/20Lbln
Screw type:	M6	M6	M8

FEATURES

The Metway 'K' series range of universal rail mounted feed through terminals in PA 6.6 offer a complete range suitable for all power and control applications. The proven screw-clamp design offers high contact force and is very user friendly. The range covers terminals for conductor sizes 0.5mm² - 95mm² and the special foot design provides a slot for easy mounting and removal of a single terminal from a stack, using a screwdriver.

Approvals



OPTIONS AVAILABLE ON REQUEST

- End plates*
- Partition plates (with or without foot)**
- Protection covers**
- End clamps
- Shorting link assemblies**
- Permanent shorting links**
- Comb links**
- Marking labels
- Warning labels**
- Colours : grey, khaki, red, yellow, blue, black, green

* not required for KUT 95

** not available for KUT 95